



Naam: \_\_\_\_\_

Datum: \_\_\_\_\_

Klas: \_\_\_\_\_

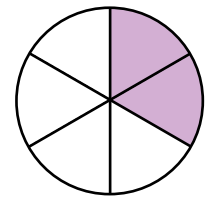
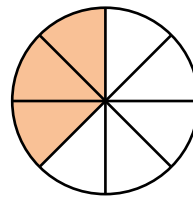
Klasnummer: \_\_\_\_\_

- Zoek eerst het kleinste gemeenschappelijke veelvoud van de noemers.  
 Gebruik dat getal als noemer.  
 Pas de tellers aan.  
 Bereken de uitkomst.

Veelvouden van 8: \_\_\_\_\_

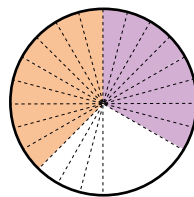
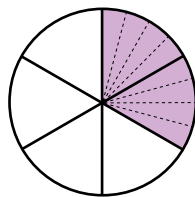
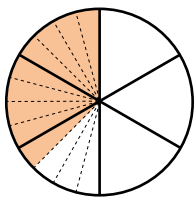
Veelvouden van 6: \_\_\_\_\_

Het k.g.v. van 8 en 6 is \_\_\_\_\_.




$$\frac{3}{8} + \frac{2}{6} = ?$$

De som van  $\frac{3}{8}$  en  $\frac{2}{6}$  is gelijk aan \_\_\_\_\_.



$$\frac{3}{8} + \frac{2}{6} = \frac{9}{24} + \frac{8}{24} = \frac{17}{24}$$

Veelvouden van \_\_\_\_: \_\_\_\_\_




Veelvouden van \_\_\_\_: \_\_\_\_\_

$$\frac{2}{4} - \frac{1}{4} = ?$$

Het k.g.v. van \_\_\_\_\_ en \_\_\_\_\_ is \_\_\_\_\_.

Het verschil tussen \_\_\_\_\_ en \_\_\_\_\_ is gelijk aan \_\_\_\_\_.



$$\frac{4}{12} - \frac{3}{12} = \frac{1}{12}$$

- 2**  Maak gelijknamig.  
 Tel de breuken op.  
 Noteer de uitkomst in de eenvoudigste vorm.

$$\frac{1}{3} + \frac{1}{6} = \underline{\hspace{10cm}}$$

$$\frac{2}{5} + \frac{7}{10} = \underline{\hspace{10cm}}$$

$$\frac{4}{7} + \frac{3}{8} = \underline{\hspace{10cm}}$$

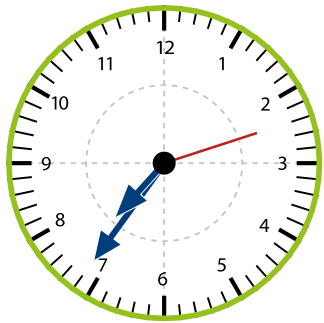
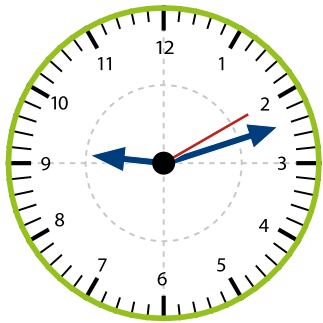
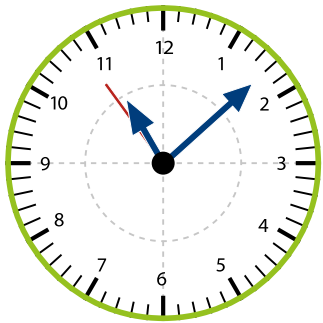
- 3**  Maak gelijknamig.  
 Trek de breuken van elkaar af.  
 Noteer de uitkomst in de eenvoudigste vorm.

$$\frac{4}{10} - \frac{1}{8} = \underline{\hspace{10cm}}$$

$$\frac{8}{9} - \frac{2}{8} = \underline{\hspace{10cm}}$$

$$\frac{37}{100} - \frac{5}{20} = \underline{\hspace{10cm}}$$

- 4**  Noteer de juiste tijd op de digitale klok.  
 Het is telkens voormiddag.

		
<div style="border: 2px solid red; border-radius: 15px; background-color: #ccc; width: 100px; height: 40px; margin: 0 auto;"> <span style="font-size: 2em; display: inline-block; vertical-align: middle;">:</span> <span style="font-size: 2em; display: inline-block; vertical-align: middle;">:</span> </div>	<div style="border: 2px solid red; border-radius: 15px; background-color: #ccc; width: 100px; height: 40px; margin: 0 auto;"> <span style="font-size: 2em; display: inline-block; vertical-align: middle;">:</span> <span style="font-size: 2em; display: inline-block; vertical-align: middle;">:</span> </div>	<div style="border: 2px solid red; border-radius: 15px; background-color: #ccc; width: 100px; height: 40px; margin: 0 auto;"> <span style="font-size: 2em; display: inline-block; vertical-align: middle;">:</span> <span style="font-size: 2em; display: inline-block; vertical-align: middle;">:</span> </div>

Ik vond de taak _____		<input type="checkbox"/> Ik maakte de taak alleen.	
Opmerking ouders: _____		<input type="checkbox"/> Ik kreeg hulp.	